



# State of the School Address 2018

Liberty Tech Charter School  
Tuesday, March 27th - 6:30 pm  
Mike Stewart, Principal



# Welcome



Kasi Okonkwo

7th Grade Student

Address Hostess

# Student Presentation




Aaron Rudbart

1st Grade Student,  
Mrs. Edkins Homeroom

Hailey Ross

1st Grade Student,  
Ms. Green's Homeroom

# Academic Results



Anna Maupin

Governing Board Member

# 2016–2017 SCSC Academic Framework

## SCHOOL SCORE:

97	Meets Performance Standards
----	-----------------------------

## SCORING CATEGORIES:

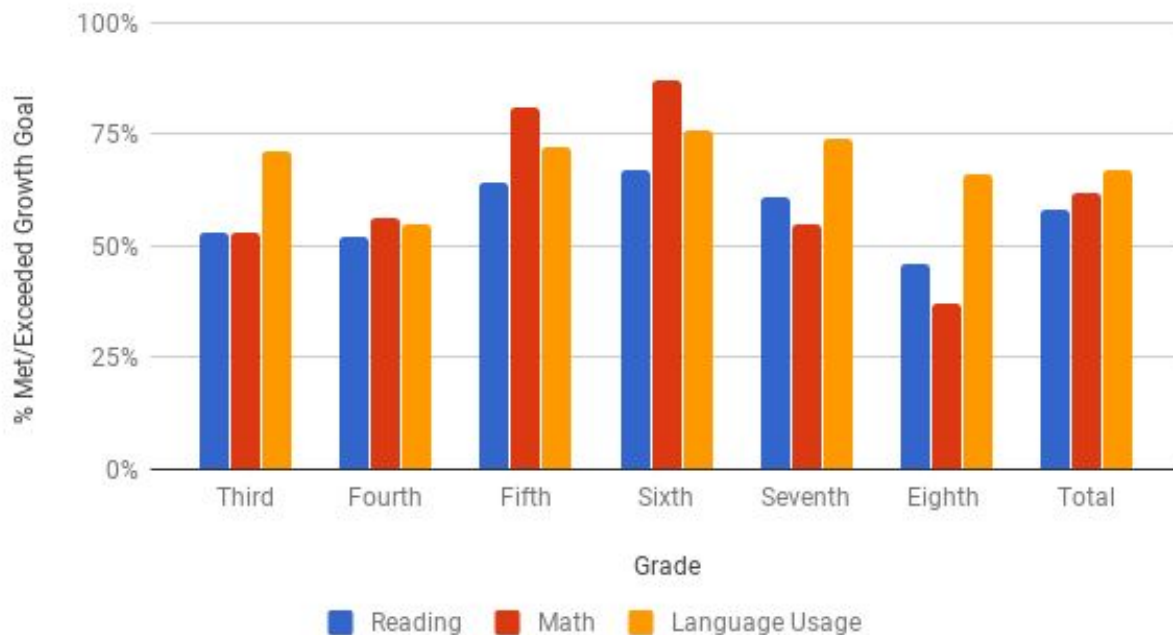
70-100 pts.	Meets Academic Performance Standards
50-69 pts.	Does Not Meet Performance Standards
0-49 pts.	Falls Far Below Academic Performance Standards

# 2016–2017 Georgia Milestones Assessment

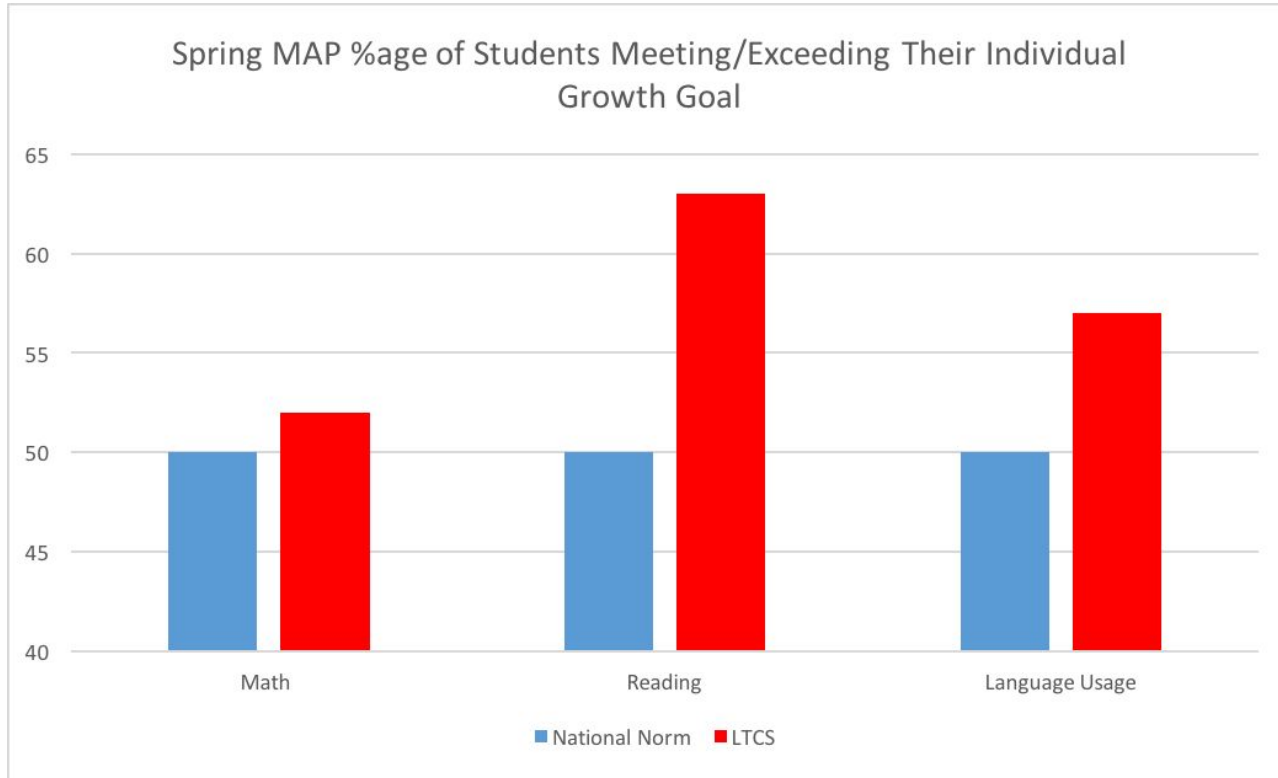
Subject	2017 LTCS		2017 State	
	LT % Pass	LT % Level III/IV	State % Pass	State % Level III/IV
3rd ELA	81	51	67	35
3rd Math	87	53	79	40
4th ELA	77	41	70	35
4th Math	81	30	80	40
5th ELA	98	73	75	41
5th Math	96	68	74	38
5th Science	100	79	70	39
5th Social Studie	98	49	75	31
6th ELA	91	44	69	40
6th Math	87	50	75	38
7th ELA	82	49	80	44
7th Math	86	49	76	42
8th Science	67	34	60	27
8th Social Studie	78	47	74	38
8th ELA	84	60	80	44
8th Math	61	11	79	40

# 2016-2017 Measures of Academic Progress

2016-17 LTC MAP Results by Grade




# 2017-2018 Measures of Academic Progress






# Student Presentation



Dominic Brand

4th Grade Student,  
Ms. Thorne's Homeroom


# Student Presentation



Colin Vail

4th Grade Student,  
Mrs. Freeman's Homeroom

# Operational Results



Mike Stewart

Principal

# 2016–2017 SCSC Financial Framework

## SCHOOL SCORE:

95	Meets Performance Standards
----	-----------------------------

## SCORING CATEGORIES:

100 pts.	Exceeds Financial Performance Standards
75-99 pts.	Meets Financial Performance Standards
50-74 pts.	Does Not Meet Performance Standards
0-49 pts.	Falls Far Below Performance Standards

# 2016–2017 SCSC Governance Framework

## SCHOOL SCORE:

68	Does Not Meet Performance Standards
----	-------------------------------------

## SCORING CATEGORIES:

80-100 pts.	Meets Operational Performance Standards
50-79 pts.	Does Not Meet Operational Performance Standards
0-49 pts.	Falls Far Below Operational Performance Standards

# Charter Renewal Progress

## Historical Scores – Progress Toward Renewal

Section	2016-2017	2017-2018	2018-2019	2019-2020
Academic Performance	97			
Financial Performance	95			
Operational Performance	68			

### SCSC PERFORMANCE EXPECTATIONS:

State Charter Schools are expected to meet academic, financial, and operational standards during every year of the charter term; however, a school will be considered eligible for renewal if it meets academic, financial, and operational standards at least 75% of the time (in 3 out of the first 4 years of a 5 year charter contract term).

# Student Presentation



Tymeer Ferguson  
7th Grade Student,  
Mrs. McEver's Homeroom

# Student Presentation




Adah Amoji

8th Grade Student,  
Mrs. Tonnis' Homeroom



# Staff Presentation



Kylie Willis  
3rd Grade Teacher

# Student Performance



Middle School Chorus,  
Mr. Pafford

# Principal Presentation



Mike Stewart

We Have a Story to Tell

# Let's be responsible for our own story

To do this...

- We must understand who we are.
- We must know how we are doing.
- We must understand where we are going.

# Why is our story important?

- Fundraising
- Enlisting Partners
- Enrollment
- Competitiveness
- Unity
- Goal Setting

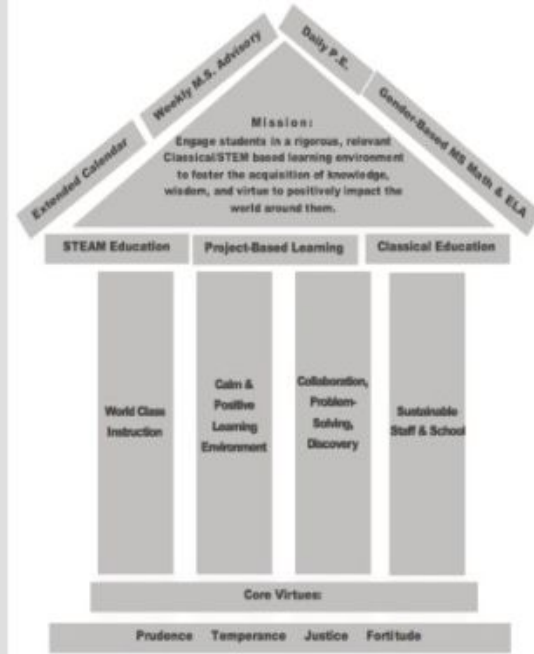
# How are we doing?

- Financially, we manage our finances well, but we lack the ability to provide additional experiences without more fundraising.
- Academically, we meet our charter goals. We aren't going to give up who we are just for the sake of obtaining higher test scores.
- Operationally, year one was a huge learning curve, but we have adjusted well.

# Where are we going?

## We see a day when...

We see a day when Liberty Tech Charter School serves a diverse group of 440 Pre-K through 8<sup>th</sup> grade students from across the Southern Crescent region of South Metro Atlanta as the top ranked state commissioned charter school in the state of Georgia.



**Liberty Tech Charter School**

We are Mavericks facing the future with the goal of changing the world.